

BALDOR® • RELIANCE 

Product Information Packet

VEM3558T

2HP,1755RPM,3PH,60HZ,145TC,3528M,TEFC,F1

Part Detail							
Revision:	K	Status:	PRD/A	Change #:		Proprietary:	No
Type:	AC	Elec. Spec:	35WGN909	CD Diagram:	CD0005	Mfg Plant:	
Mech. Spec:	35AA003	Layout:	35LYAA003	Poles:	04	Created Date:	06-19-2013
Base:	N	Eff. Date:	03-13-2018	Leads:	9#18		Y

Specs			
Catalog Number:	VEM3558T	Heater Indicator:	No Heater
Enclosure:	TEFC	Insulation Class:	F
Frame:	145TC	Inverter Code:	Inverter Ready
Frame Material:	Steel	KVA Code:	L
Output @ Frequency:	2.000 HP @ 60 HZ	Lifting Lugs:	No Lifting Lugs
Synchronous Speed @ Frequency:	1800 RPM @ 60 HZ	Locked Bearing Indicator:	Locked Bearing
Voltage @ Frequency:	460.0 V @ 60 HZ	Motor Lead Quantity/Wire Size:	9 @ 18 AWG
	230.0 V @ 60 HZ	Motor Lead Exit:	Ko Box
XP Class and Group:	None	Motor Lead Termination:	Flying Leads
XP Division:	Not Applicable	Motor Type:	3528M
Agency Approvals:	UR	Mounting Arrangement:	F1
	CSA EEV	Power Factor:	75
	CSA	Product Family:	General Purpose
Auxillary Box:	No Auxillary Box	Pulley End Bearing Type:	Ball
Auxillary Box Lead Termination:	None	Pulley Face Code:	C-Face
Base Indicator:	No Mounting	Pulley Shaft Indicator:	Standard
Bearing Grease Type:	Polyrex EM (-20F +300F)	Rodent Screen:	None
Blower:	None	Shaft Extension Location:	Pulley End

Current @ Voltage:	2.900 A @ 460.0 V	Shaft Ground Indicator:	No Shaft Grounding
	5.800 A @ 230.0 V	Shaft Rotation:	Reversible
	6.600 A @ 208.0 V	Shaft Slinger Indicator:	No Slinger
Design Code:	B	Speed Code:	Single Speed
Drip Cover:	No Drip Cover	Motor Standards:	NEMA
Duty Rating:	CONT	Starting Method:	Direct on line
Electrically Isolated Bearing:	Not Electrically Isolated	Thermal Device - Bearing:	None
Feedback Device:	NO FEEDBACK	Thermal Device - Winding:	None
Front Face Code:	Standard	Vibration Sensor Indicator:	No Vibration Sensor
Front Shaft Indicator:	None	Winding Thermal 1:	None
		Winding Thermal 2:	None

Nameplate NP3441LUA									
CAT.NO.	VEM3558T								
SPEC	35AA003N909G1								
HP	2								
VOLTS	230/460								
AMPS	5.8/2.9								
RPM	1755								
FRAME	145TC			HZ	60			PH	3
SF	1.15		CODE	L		DES	B	CLASS	F
NEMA NOM. EFF	86.5		PF	75					
RATING	40C AMB-CONT								
CC	010A					USABLE AT 208V	6.6		
ENCL	TEFC		SER						
DE	6205		ODE	6203					
VPWM INVERTER READY									
CT6-60H(10:1)VT3-60H(20:1)									
	50Hz 2HP 190/380V 6.6/3.3A								
	SF1.0								

Parts List		
Part Number	Description	Quantity
SA265000	SA 35AA003N909G1	1.000 EA
RA251705	RA 35AA003N909G1	1.000 EA
34FN3002B01	EXTERNAL FAN, PLASTIC, .637/.639 HUB W/	1.000 EA
NS2512A01	INSULATOR, CONDUIT BOX X	1.000 EA
35CB3009	35 CB W/1.09 DIA. LEAD HOLE @ 6:	1.000 EA
36GS1000SP	GASKET-CONDUIT BOX, .06 THICK #SV-330 LE	1.000 EA
51XB1016A07	10-16 X 7/16 HXWSSLD SERTYB	2.000 EA
11XW1032G06	10-32 X .38, TAPTITE II, HEX WSHR SLTD U	1.000 EA
35EP3122A00	MASTER ODE,203 BRG,.683SH,#26 DRN,GRSR,F	1.000 EA
HW4500A01	1641B(ALEMITE)400 UNIV, GREASE FITT	1.000 EA
HW5100A03	WAVY WASHER (W1543-017)	1.000 EA
35EP3307D00	MASTER DE,205 BRG,.998SH,#26 DRN,GRSR	1.000 EA
HW4500A01	1641B(ALEMITE)400 UNIV, GREASE FITT	1.000 EA
51XN1032A20	10-32 X 1 1/4 HX WS SL SR	2.000 EA
35FH4005A84SP	IEC FH W/GRSR, NO DIMPLES PRIMED	1.000 EA
51XW1032A06	10-32 X .38, TAPTITE II, HEX WSHR SLTD S	3.000 EA
35CB4521GX	CONDUIT BOX LID KIT **ORDER INDIV PARTS	1.000 EA
51XW0832A07	8-32 X .44, TAPTITE II, HEX WSHR SLTD SE	4.000 EA
HW2501D13	KEY, 3/16 SQ X 1.375	1.000 EA
HA7000A01	KEY RETAINER 7/8" DIA SHAFT	1.000 EA
85XU0407S04	4X1/4 U DRIVE PIN STAINLESS	2.000 EA
MJ1000A02	GREASE, POLYREX EM EXXON (USe 4824-15A)	0.050 LB
51XB1214A16	12-14X1.00 HXWSSLD SERTYB	1.000 EA
MG1000Y03	MUNSELL 2.53Y 6.70/ 4.60, GLOSS 20,	0.017 GA

Parts List (continued)		
Part Number	Description	Quantity
HA3100A15	THRUBOLT 10-32 X 8.375	4.000 EA
LC0005E01	CONN.DIA./WARNING LABEL (LC0005/LB1119N)	1.000 EA
NP3441LUA	ALUM SUPER-E VPWM INV READY UL CSA-EEV C	1.000 EA
36PA1000	PKG GRP, PRINT PK1016A06	1.000 EA
PK3082	STYROFOAM CRADLE	1.000 EA
MN416A01	TAG-INSTAL-MAINT no wire (1200/bx) 5/18	1.000 EA
PE-0000001	ZRTG PE ASSEMBLY	1.000 EA
FE-0000001	ZRTG FE ASSEMBLY	1.000 EA

AC Induction Motor Performance Data

Record # 53344 - Typical performance - not guaranteed values

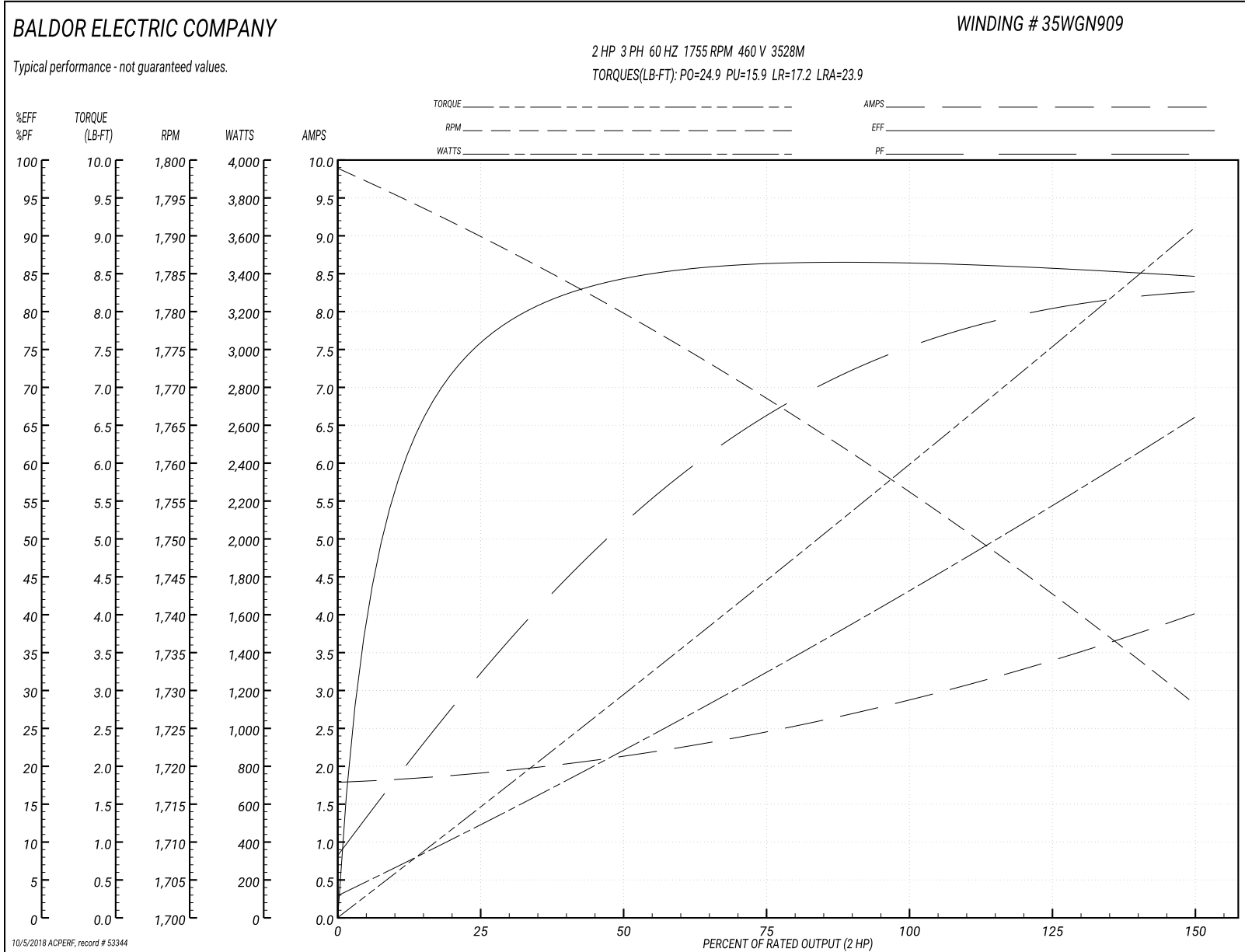
Winding: 35WGN909-R032	Type: 3528M	Enclosure: TEFC
-------------------------------	--------------------	------------------------

Nameplate Data				460 V, 60 Hz: High Voltage Connection	
Rated Output (HP)	2			Full Load Torque	5.99 LB-FT
Volts	230/460			Start Configuration	direct on line
Full Load Amps	5.8/2.9			Breakdown Torque	24.9 LB-FT
R.P.M.	1755			Pull-up Torque	15.9 LB-FT
Hz	60	Phase	3	Locked-rotor Torque	17.2 LB-FT
NEMA Design Code	B	KVA Code	L	Starting Current	23.9 A
Service Factor (S.F.)	1.15			No-load Current	1.81 A
NEMA Nom. Eff.	86.5	Power Factor	75	Line-line Res. @ 25°C	8.02 Ω
Rating - Duty	40C AMB-CONT			Temp. Rise @ Rated Load	65°C
S.F. Amps				Temp. Rise @ S.F. Load	77°C
				Locked-rotor Power Factor	52.4
				Rotor inertia	0.165 LB-FT ²

Load Characteristics 460 V, 60 Hz, 2 HP

% of Rated Load	25	50	75	100	125	150	S.F.
Power Factor	33	53	66	74	80	83	78
Efficiency	75.5	84	86.3	86.5	85.8	84.5	86.2
Speed	1790	1779	1769	1756	1743	1728	1748
Line amperes	1.89	2.11	2.46	2.91	3.4	4	3.2

Performance Graph at 460V, 60Hz, 2.0HP Typical performance - Not guaranteed values



AC Induction Motor Performance Data

Record # 57956 - Typical performance - not guaranteed values

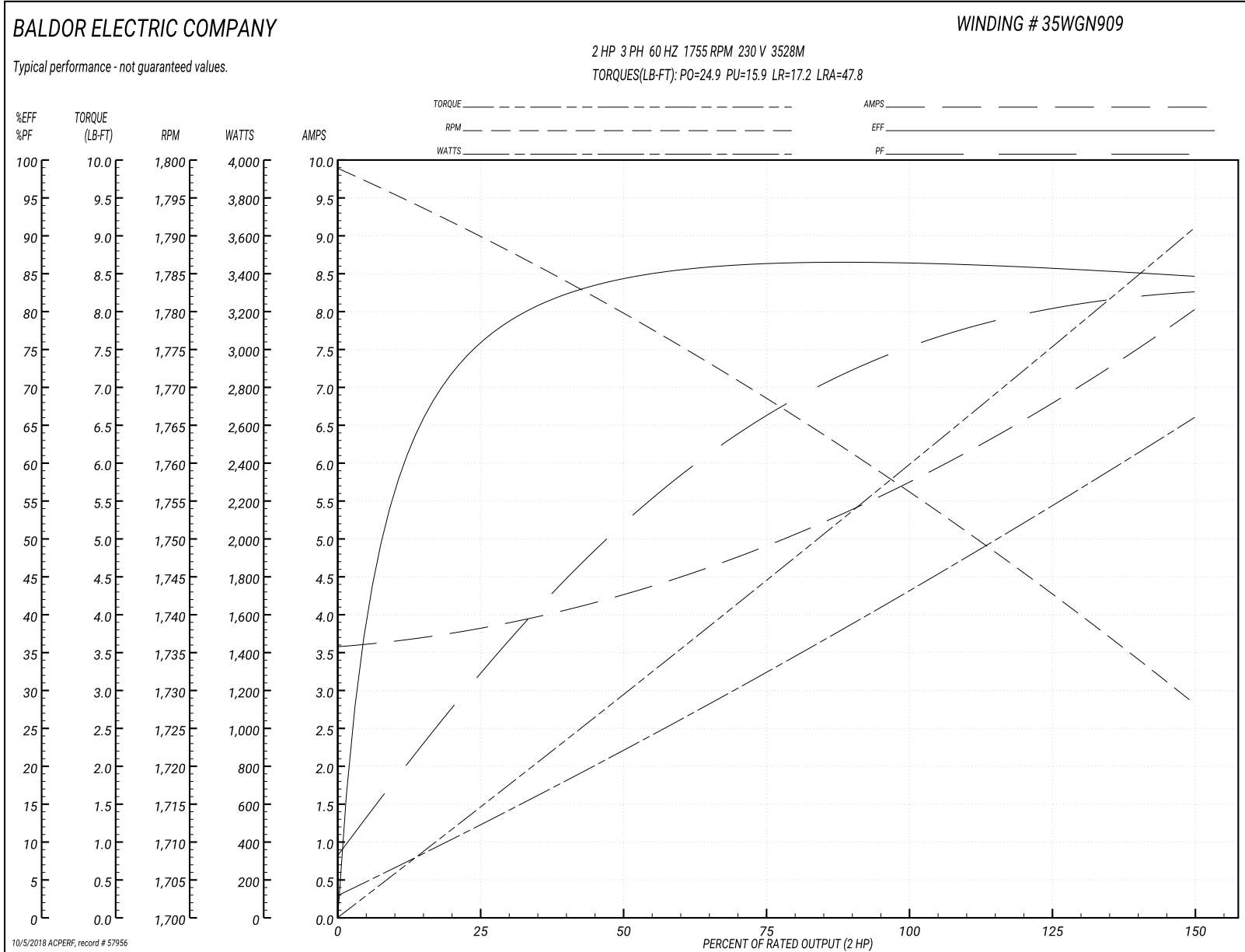
Winding: 35WGN909-R032	Type: 3528M	Enclosure: TEFC
-------------------------------	--------------------	------------------------

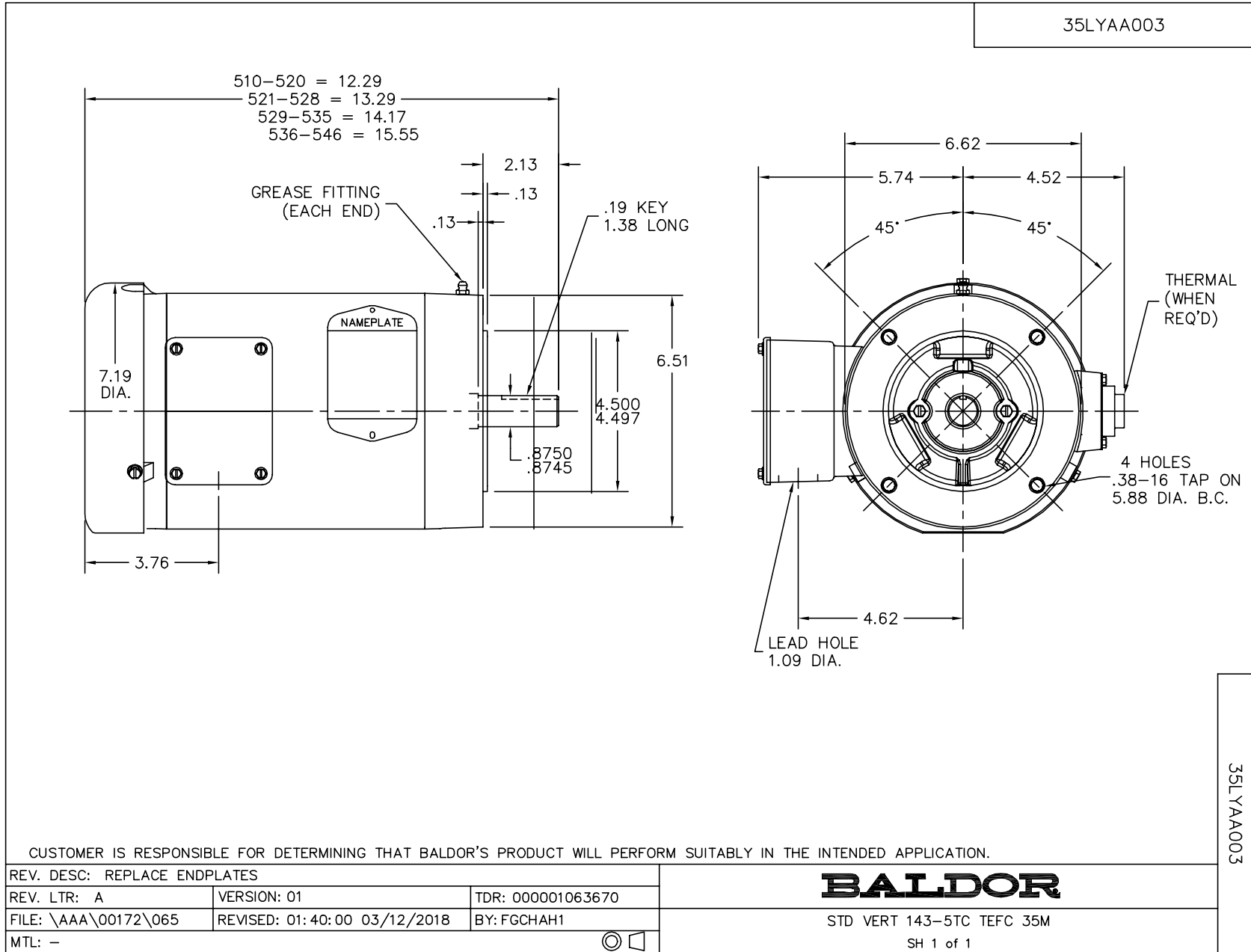
Nameplate Data				230 V, 60 Hz: Low Voltage Connection	
Rated Output (HP)	2			Full Load Torque	5.99 LB-FT
Volts	230/460			Start Configuration	direct on line
Full Load Amps	5.8/2.9			Breakdown Torque	24.9 LB-FT
R.P.M.	1755			Pull-up Torque	15.9 LB-FT
Hz	60	Phase	3	Locked-rotor Torque	17.2 LB-FT
NEMA Design Code	B	KVA Code	L	Starting Current	47.8 A
Service Factor (S.F.)	1.15			No-load Current	3.62 A
NEMA Nom. Eff.	86.5	Power Factor	75	Line-line Res. @ 25°C	2 Ω
Rating - Duty	40C AMB-CONT			Temp. Rise @ Rated Load	65°C
S.F. Amps				Temp. Rise @ S.F. Load	77°C
				Locked-rotor Power Factor	52.4
				Rotor inertia	0.165 LB-FT ²

Load Characteristics 230 V, 60 Hz, 2 HP

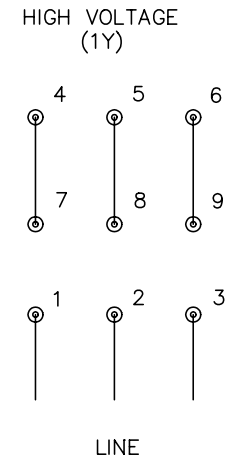
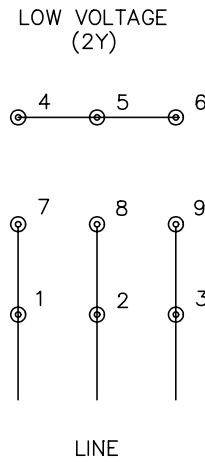
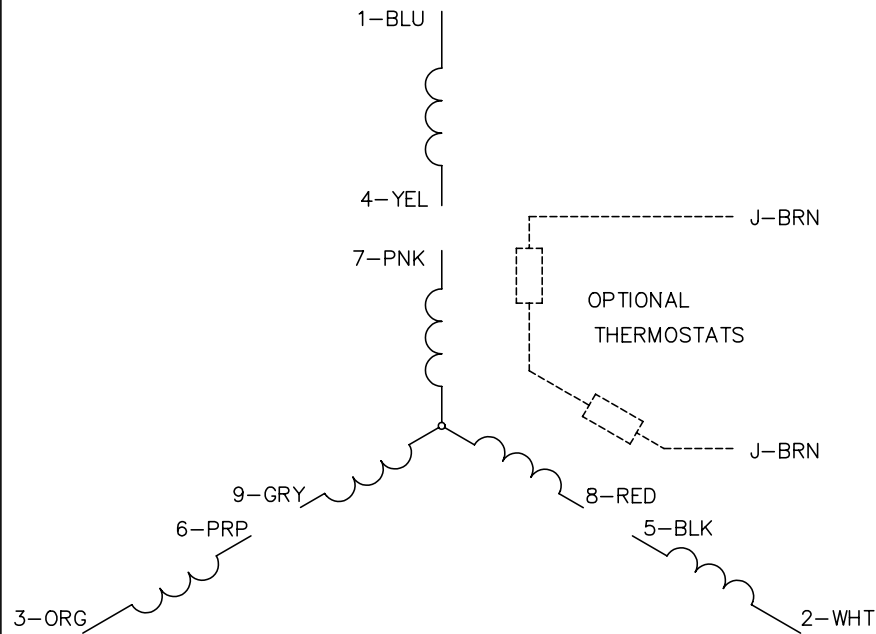
% of Rated Load	25	50	75	100	125	150	S.F.
Power Factor	33	53	66	74	80	83	78
Efficiency	75.6	84.1	86.4	86.6	85.9	84.6	86.2
Speed	1790	1779	1769	1756	1743	1728	1748
Line amperes	3.78	4.22	4.92	5.82	6.8	8	6.41

Performance Graph at 230V, 60Hz, 2.0HP Typical performance - Not guaranteed values





CD0005



NOTES:

1. INTERCHANGE ANY TWO LINE LEADS TO REVERSE ROTATION.
2. OPTIONAL THERMOSTATS ARE PROVIDED WHEN SPECIFIED.
3. ACTUAL NUMBER OF INTERNAL PARALLEL CIRCUITS MAY BE A MULTIPLE OF THOSE SHOWN ABOVE.
4. LEAD COLORS ARE OPTIONAL. LEADS MUST ALWAYS BE NUMBERED AS SHOWN.

REV. DESC: REVISE TO SHOW OPTIONAL COLORS			
REV. LTR: E	BY: JLP	REVISED: 01/19/99 10:15	TDR: 0171435
900000		FILE: AAA00005140	MDL: -
		MTL: -	

BALDOR ELECTRIC Co.

3PH, DV, 9 LEADS

CD0005